

Soccer Guru - Frequently Asked Questions (FAQs)

Hello! This is the **official FAQ** page for the **Soccer Guru** bot. It covers all questions related to the bot.

If you have any queries, it is a guarantee that you will find them here! If you cannot find your query listed below, you can ask for assistance in the [Support Server](#).

For those users who have used the Soccer Guru bot in the past, it is still recommended to give it a read or go over some sections as you will be able to gather some knowledge you might not know about, especially if you are a returning player, as a lot of new features have been introduced since Season 0!

SOCCER GURU

FAQ'S



Table Of Contents

- [Soccer Guru - Frequently Asked Questions \(FAQs\)](#)
 - [Table Of Contents](#)
 - [General](#)
 - [Setting up Soccer Guru](#)
 - [Commands](#)
 - [Voting](#)
 - [Claims](#)
 - [Seasons](#)
 - [Vote Reminder](#)
 - [Support Server](#)
 - [Giveaways](#)
 - [Guild](#)
 - [Prefix](#)
 - [Permissions](#)
 - [Disabling Commands](#)
 - [Disabling Categories](#)
 - [Language](#)
 - [Economy](#)
 - [Credits](#)
 - [Cards Cost](#)
 - [Rank](#)
 - [Packs](#)
 - [Flip](#)
 - [Cards](#)
 - [Buying Cards](#)
 - [Selling Cards](#)
 - [Upgrading Cards](#)
 - [Cards Issues](#)
 - [Leaderboard](#)
 - [Club Name](#)
 - [Team Name](#)
 - [Other](#)
 - [PvP](#)
 - [Chemistry](#)
 - [Chemistry Links - Standard Cards](#)
 - [Chemistry Links - Icon Cards](#)
 - [Chemistry Links - Hero Cards](#)
 - [Arena](#)
 - [Friendlies](#)
 - [Positions](#)
 - [Formations](#)
 - [Premium](#)
 - [Betting](#)
 - [Sports](#)

- Commands Usage
 - Key
 - General
 - Cooldowns
 - Info
 - FAQ's
 - Premium
 - Toggle Vote Reminder
 - Vote
 - Help
 - Invite
 - Guild
 - Prefix
 - Language
 - Toggle Category
 - Toggle Command
 - Toggle Level Up Messages
 - PvP
 - Friendly
 - Arena
 - Cards
 - Buy
 - Multisell
 - Club
 - Claim
 - Swap
 - Pack
 - Leaderboard
 - Club Name
 - Starters
 - Show
 - Formation
 - Sell
 - Team Name
 - Economy
 - Rank
 - Ranks
 - Daily
 - Flip
 - Gamble
 - Money
 - Premium
 - Auto Vote
 - Promote
 - Tracker
 - Ticker

- Demote
- Betting
 - Predict
- Sports
 - Country
 - Fixtures
 - Quote
 - Squad
 - Lineups
 - Table
 - Head To Head
 - Team
 - Top Scorers

General



Setting up Soccer Guru

How do I invite the Soccer Guru bot?

The bot can be invited using the following [link](#).

How do I set up the Soccer Guru bot?

There is no set up required. Once the bot joins the server you chose and gave it the required permissions, you can start using the bot by running the `sg!claim` command, which will give you a random card every hour that it is run.

After you manage to get 11 players, you can add them to your starting 11, by running `sg!starters add <player>`, and you'll be able to play games in `sg!arena` or against friends `sg!friendly <user>`. Your starting 11 can be viewed by running `sg!starters`.

Further commands can be shown using the `sg!help` command.

Commands

Why is (command) not working?

It is recommended it to use `sg!help`. and view the correct usage of the command, especially to see if you are inputting the correct parameters. Alternatively, you can check the end of the following document, which includes all commands usage [Commands Usage](#).

If the problem persists, you can ask for assistance in the [Support Server](#).

Why was the rob command removed?

Due to multiple reports from users in the server reporting other users for harassment or targeting them, we decided to remove it. The other reason is that it's a feature where the targetted user cannot do anything to avoid getting robbed; it was out of their control.

Voting

How do I vote for this bot to earn cards, credits and XP?

You can click the following [link](#) to vote for the bot and receive such rewards. You can also vote on [Discord Bot List site](#) to earn an additional two cards.

How long does it take for a vote streak to reset?

It takes 24hrs after the vote (12hrs is the reminder/ cooldown). Which means that you can vote every 12hrs (cooldown), but you only have a 24hr window frame to vote again before losing the voting streak.

Example:

- Day 1 - You vote at 08:00
- Day 1 - Vote ready at 20:00 (12hrs passed) - you can vote
- Day 2 - Vote expires at 08:00 (24hrs passed) - if no vote is received again in 24hrs the streak will reset

Does voting on both sites have an affect my streak?

No, by voting on [Discord Bot List site](#) you are only getting two additional cards, votes on *Discord Bot List* are not recorded nor they have any effect on the reward received.

Can I set Discord Bot List as primary site for voting?

No, you cannot choose which site you want as your primary voting site, *Discord Bot List* is an extra incentive for those who are willing to vote on both sites. Top.gg is the main one.

What are the maximum cards I can get from vote streak?

The maximum is 5, below is the vote streak card rewards:

- 0-2 vote streak = 2 cards
- 3-7 vote streak = 3 cards
- 8-20 vote streak = 4 cards
- 21+ vote streak = 5 cards

Note: After you reach a 21 vote streak, you start getting an incremental of 20 credits towards the final bonus reward. Thus, your credit bonus will keep on increasing until you reach a 951 vote streak, where a credit reward cap of 20,000 is set.

Why is top.gg not working?

If you follow the below steps it's a guarantee that your vote will be processed (these steps are not bound to voting on desktop PC only, it's guaranteed to work without any issues on mobile devices as well);

1. Open your browser
2. Incognito/ Private window (or clear the cache of your browser)
3. In the address bar search for **Soccer Guru** / Search for **Soccer Guru** directly on [top.gg](#) (skip to (5))
4. Click on the [top.gg](#) site search result (**Soccer Guru - All your Football needs in one place! - Discord ...**)
5. Click the 'Vote' (^) button (Next to the **Invite this bot** button)
6. Click on the 'Login to vote' button
7. Sign in with your Discord credentials
8. Click 'Authorise'
9. Click 'Vote'

There will be no issues if you access the [top.gg](#) site via Incognito/Private window. Reason being is that cache would be playing it's part which sometimes prevent ads/ functionality to load.

Note: If you vote and do not receive your cards, it is recommended to check the #votes channel to see whether the vote reached the bot. If you see that the vote was received, it is recommended that you check if you have your DM's disabled, if they are disabled, the players are still sent to you but you will not be able to see who you received since the DM's were disabled (the cards are still sent to you ([sg!club](#))).

Claims

What are the drop rates?

The below table is the percentage chance you have to claim a certain OVR rated player:

OVR Rating	Percentage (%)
45-60	5
61-65	15
66-70	20
71-75	26
76-80	28
81-85	5
86-90	0.75
91-95	0.2
96-99	0.05

Can I claim the same card (player) twice?

Yes, there is no validation that prevents you from claiming an existing player in your club.

For example, if you have Pele in your club or in your starting 11, you can still manage to claim him again since it's random.

Will my (Live Revision) card get updated?

Yes, they will! All live revision cards will be automatically upgraded.

For example, Upamecano was released as an 82 OTW card. If you bought him as an 82, you'd pay for the 82 card, then he got upgraded to 84. Thus, you simply get the 84 revision without doing anything (however, if you decide to sell the card, then you get the price of selling an 82 card), and if you decided to buy Upamecano after he got upgraded, you'd pay for 84 (since the option of buying the 82 is not available anymore).

Seasons

How long does a season last on Soccer Guru?

It has the same duration as a FIFA season, so once a new FIFA is released a few days after, a new SG season will start. As a result, a new FIFA equals a new Soccer Guru season.

Can I sell my Season 'x' cards?

No, you cannot. All Season 0/1 (2020/2021) cards are locked. They cannot be bought or sold. However, you can showcase them to your friends by using **sg!show <Player>**. You can also showcase your Season 0/1 club by using **sg!club <year>**. You can consider them as 'achievements', it shows that you've been here during **x** season.

You can also use your old cards for **friendlies** and tournaments (a future feature). That means, you will be able to use an XI using your FUT 21 cards and friendly anyone you want using the old cards you own.

You will also be able to use FUT 21 and FUT 22 cards together (even those who own FUT 20 cards)! You can only use FUT 22 cards for arena. An example of using cross-seasonal players is Messi Barcelona/ Argentina card from FUT 21 and Agüero Barcelona/ Argentina from FUT 22, a **perfect chemistry duo** from **two different seasons**. There are more examples like this. It is up to you to figure out what could potentially benefit you in the future.

Vote Reminder

Why do I not receive any vote reminders from Soccer Guru?

Check that when you run `sg!toggleVoteReminder` it shows that it is set to **True**. If you run the command and it says **False** it means that they are disabled.

On the other hand, if it is **True**, and you still do not receive the cards, nor the vote reminder, then it means that you have your DM's disabled. The cards will still be sent to you when you vote, but since you have your DM's disabled you won't be able to see who the cards you received, so make sure your DM's are enabled. Regardless of the setting, **you still receive the cards in your club..**

You can enable it from here;

1. Click on the SG icon server, **Settings** -> **Privacy Settings** -> Toggle **Allow Direct Messages from server members**, or
2. Do it globally via your account settings, **User Settings** -> **Privacy & Safety** -> Toggle **Allow Direct Messages from server members**.

Support Server

Why do I have a VIP role?

The VIP role is given to users who vote for this bot on [top.gg](https://top.gg/bot/3441444444/votes) (`sg!votes`). The role is available for 12 hours (until you vote again). If you miss the vote, you will lose the role. The role doesn't have extra privileges on the server.

How do I get a club badge next to my name?

Role icons can be self-assigned from [#self-roles](#).

Giveaways

How often are the giveaways?

Giveaways are held every week. Future plans include daily giveaways.

Can I win two giveaways in a row?

Yes and no. You cannot win 2 weeks in a row from the same giveaway. However, you can win twice in a row as long as they're different giveaways (that is, you can win `#card-giveaways` during week 1, and then `#donator-giveaways` during week 2. That's completely fine (still counts as 2 giveaways in a row, just different giveaway)).

Guild



Prefix

What is the default prefix of the bot?

The current default prefix is `sg!`.

How can I change the prefix in my server?

The prefix can be changed using `sg!prefix <New Prefix>` which will update the Soccer Guru prefix in your server.

How do I reset my prefix?

The prefix can be reset by using `@Soccer Guru#6185 prefix reset`.

Permissions

Does the bot need administrative permissions in my server?

No, the bot does not require administrative permissions.

Why is the bot not responding to my commands?

In most cases the bot does not have permissions to **Send Messages** or the **View Channel**.

To fix this go to **Settings** -> **Roles** -> **Soccer Guru** -> Enable (☒) **Send Messages**. Make sure that the channel is not overriding this permission.

Why is the bot replying replying with missing 'Manage Messages' permissions?

It means that the bot does not have permissions to edit messages, go to **Settings** -> **Roles** -> **Soccer Guru** -> Enable (☒) **Manage Messages**. If the bot already has it enabled, it means that the channel is overriding this permission, so check the channel as well.

How can I disable the bot from typing in certain channels in my server?

This can be resolved through Discord permissions settings. Go to **Edit Channel** -> **Permissions** -> **Add Soccer Guru** -> Disable (☒) **View Channel** or disable **Send Messages** if you want it to still show and not send messages.

Alternatively, disable it globally via the Roles tab (**Server Settings** -> **Roles**) and then just give it access to the channels you want to type into (same way as above, but instead of disable, you choose Enable (☒)).

Disabling Commands

Can I disable certain commands?

Yes, you can! To disable a command you can do `sg!toggleCommand <command>`.

Example:

- `sg!toggleCommand flip` - Will disable the **flip** command in the server you run it in.

Note: Disabling commands will not affect the performance of the bot!

Disabling Categories

Can I disable certain command categories?

Yes, you can! You can disable a list of command from their respective category. To disable a whole category you can do `sg!toggleCategory <category>`. The list of categories can be found through `sg!help`.

Example:

- `sg!toggleCategory betting` - Will disable all the commands in the **betting** category.

Note: Disabling categories will not affect the performance of the bot!

Language

Can I change the Soccer Guru bot language to (Language)?

For the time being, only English is available. However, we will soon setup support for multiple languages. Link will be added soon, and once a language reaches over 80% approved, the language will be added to the bot and available via `sg!language`.

Economy



Credits

How do I earn more credits?

There's a lot of ways to earn credits, and more features are being implemented in the future. Below are the current options to earn credits:

- Selling cards via [sg!claim](#).
- Using [sg!daily](#) which gives 2,500 credits.
- Voting via [sg!vote](#), where you get cards (which you can sell), and bonus credits when voting.
- Voting via [Discord Bot List site](#) to earn an two cards (which you can sell).
- Selling cards from [packs](#) where you get cards (which you can sell).
- Using the bot on a daily basis (to earn XP) where you get rewards when you level up via [sg!ranks](#).
- Playing in arena via [sg!arena](#), 400 credits for winning and 200 credits for losing. There's also an additional bonus credits when the arena resets > - check [PvP](#) for bonus rewards.
- Using [sg!gamble](#) to win credits by gambling with a fixed bet.
- Using [sg!flip](#) to bet Heads or Tails with credits.
- Participating in the weekly x3 held giveaways where you can sell the cards if you eventually win.

Note: Not all are guaranteed ways to earn credits but they are still a way one can earn credits.

Can you reduce the price for the players? They are too expensive compared to FIFA!

1. FIFA prices and this bots prices have no real relevance to one another, a FIFA player is cheap if he's slow because it has a big impact in game, speed is not that relevant in this > bot, hence the prices have to be different to reflect how the game works.
2. Players like Mbappe cost over 1.5 million in FIFA and only 1 mil on the bot so it is usually actually cheaper for the really strong players.
3. Over the course of a season on the bot average active users will receive x20 x 90+ rated players and a lot more from other stuff they sell from other cards. Lets assume the case > you only get 30 over a season. Compared to FIFA, the average user only gets x1 x 90+ rated player over the whole season and only a few more in SBC's (maybe a 5 total). So, on Soccer > Guru you get 30 in a season compared to 5 on FIFA, seems like a good deal.
4. In 3 weeks of the bot was released, many users on the leaderboard have teams with an average rating of just below 90 rated players (with many players having 98 Pele and 97 Maradona > and such in the same team already). If you can do that in FIFA in 3 weeks without spending any money on FIFA points, many people would like to see your cheat codes.

Note: The above has been paraphrased from the developer.

Is there a limit of credits you can have?

The limit is 9,223,372,036,854,775,807 credits, but this is not achievable.

Cards Cost

Is there a chart for the gold rated cards price?

Yes. However, once you surpass a certain OVR rating, it is not financially feasible to buy gold rated cards, and a sheet for each rating, depending on the revision, will not be feasible to compile.

Nonetheless, below is a table to show the gold revisions for 80+ cards on average:

OVR Rating	Cost (credits)
80	~12,000
81	~40,000
82	~65,000
83	~90,000
84	~110,000
85	~140,000
86	~220,000
87	~320,000
88	~400,000
89	~490,500
90	~650,000
91	~950,000
92	1,218,000
93	1,512,000

What are players price based on?

The player prices are based on their overall rating and their base stats (the 6 stats displayed on the card).

Can I transfer credits to other users?

No, not possible, this is to prevent users from transferring credits between themselves (that is, from using another account to give their main account credits). Such a feature will be abused and will **never** be implemented.

Rank

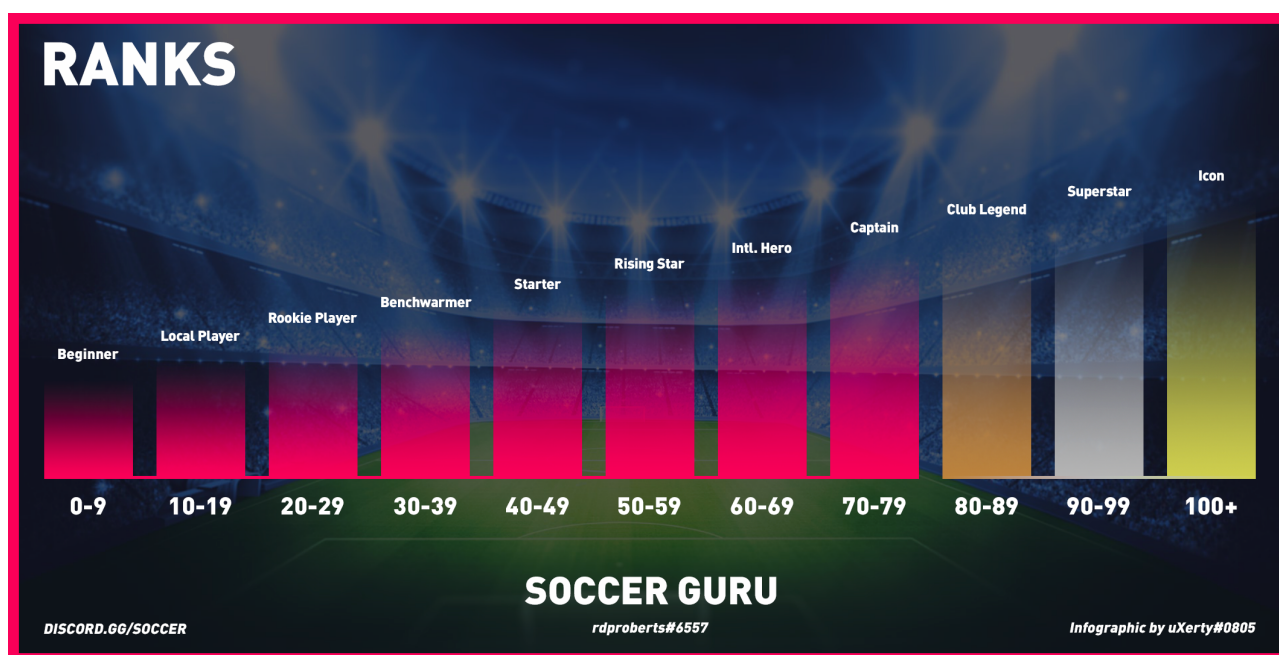
What is the purpose of XP?

The use of XP is just to show how much you have interacted with the bot. It include rewards for levelling up! You can run `sg!ranks` to see the available ranks and `sg!rank` to see your current rank.

How much credits do I earn when I rank (level) up?

You earn a thousand per level. So, every time you level up, you get a reward of **(rank level) * (1000)**. For example, if you reach **level 9**, you get a **9,000 credits** as a reward. If you reach **level 80**, you get **80,000 credits**. Until you reach **rank 100**, where you get the last tier reward of **100,000 credits**.

Note: The maximum rank you can reach is 100. No rewards can be obtained past rank 100. Your rank will reset each season so it will be possible to earn these rewards again the following season.



Packs

What is the drop rate of packs?

The below table is the percentage chance you have to claim a certain **gold** OVR rated player from the **x2 Gold Pack**:


OVR Rating	Percentage (%)
75-78	45.0
79-82	45.0
83-86	6.5
87-90	3.0
91-93	0.5

Is there a limit of packs I can buy?

No, there aren't any limits to how many packs you can own. You can buy/save up as many as you want in the inventory, and you're free to open them all at once.

Will more packs be added?

Yes! There will be 1 pack (x2 Gold Players Pack) available for now, and more packs will be added and then rotated in and out of availability throughout the season.



Flip

What is the maximum amount we can flip?

The maximum amount is 3,000 credits. There aren't any plans of increasing it.

Cards



How do I promote/remove (Player) to/from my Starting XI?

By using the command `sg!starters add <Player>` or `sg!starters remove <Player>`.

How can I see a list of the players available on Soccer Guru?

You can use the following [link](#) to see all of the players available on Soccer Guru.

What were the latest added cards?

You can use [link](#) to see the cards that have been released so far.

Note: In the future we plan to add our own database to make it easier to filter cards.

Buying Cards

How can I buy (Player Name)?

By using the command `sg!buy <Player>`.

How can I search for a player depending on credits?

This is not possible, it is recommended to search for players via [FUTBIN](#), [FUTHEAD](#), or any other FUT Database and then filter via OVR rating to similarly match their price.

Selling Cards

How can I sell (Player Name)?

By using the command **sg!sell <Player>**.

How do I sell more than one player at once?

Use **sg!club** to find out how many cards you have in the club (and take note of the ID range of the players you want to sell), then use **sg!multisell** or **sg!ms** in short, and after the command type the ID range of the players you want to sell.

Example, if you want to sell the 12th player till 100th player, you would type **sg!ms 12 100**, and it would sell 88 cards (players) at once.

Note: There's a confirmation before proceeding, so make sure you're aware of what you're selling, no refunds can be made. The command will show a **warning mark** (⚠️) **next to players** who are actively being **used** in any of your configured teams.

How many players can we sell through the multi sell command?

There is no limit, you can sell all of your players in your club.

How many players can we have in our club?

There is no limit.

Upgrading Cards

Does upgrading a player have an effect on the player performance?

Yes! Each level upgrade will raise a player's total stats by +7.

A card's total stats are calculated by adding up all the values displayed on a card. Thus, levelling up a player will add these 7 points to this cumulative total. This can increase the total stats up to a maximum of 35 points (5 levels).

Cards Issues

Why is (Known Player) missing?

This might not be an issue from the bot side, if a known player is not available on FIFA 2X FUT, it will not be available on SG. If a known player plays in a league that is not available on FIFA or if the player did not sign with a club when FIFA 2X was released, there's a chance you will not find him on Soccer Guru.

Why is (Player) missing from the bot

Make sure that the player name is inputted as shown on the card. If you still cannot find the player, you can ask for assistance in the [Support Server](#).

Why is (Player) missing his revision?

Currently cards are updated automatically every week, thus, some cards will be added gradually.

Leaderboard

Where is the server/ alltime/ season leaderboard?

These three leaderboard were removed;

- alltime - With the addition of chemistry, this metric is effectively meaningless, hence it has been permanently removed.
- season (default) - Due to the poor performance of this command, it has been removed until a better solution has been found to implement it - this may return in the future.
- server - See reason above (season)

Club Name

How can I change my club name to an emoji?

You can do this by uploading an emoji in your server, and renaming it to a single character and just run the `sg!clubname` normally.

For example, upload a Bayern Munich club badge, then rename it to `:b*:`, then you will be able to run `sg!clubname :b*:` and the emoji will show when you play a PvP match.

Team Name

What is the difference between club name and team name?

Club name is the name of your club, it shows in friendlies and arena, whereas, team name is the name of your team sheet, it shows at the top when you run `sg!starters`.

How can I change my team name to an emoji?

Unlike club name, this won't be possible. You cannot put an emoji as your team name.

Other

Is there a command to compare two or more cards?

No, currently there isn't, however, you can use one of the following sites to compare them; [FUTBIN](#), [FUTHEAD](#), or any other FUT Database. Such a feature might be added in the future.

Can I transfer cards to other users?

No, not possible, this is to prevent users from transferring cards between themselves (that is, from using another account to give their main account cards). Such a feature will be abused and will **never** be added.

PvP



Chemistry

How does chemistry work?


Each link between any players on the **entire field** adds up to your total (having a goalkeeper and a striker that are from the same country will give you 1 link). To generate chemistry the players in your starters can share the same club, nationality, and league.



A player's individual contribution as far as chemistry can be seen by using the starters command (Red/ Yellow/ Green **glow** behind the card)



Players' **performance** in game is only **reduced** if the teams' total **chemistry** is **not green** (this is shown in the image when running the starters command)

Note: All players link with each other, not like on FIFA in a straight line. If when running the **starters** command, your total team chemistry is shown as GREEN, then you effectively have perfect chemistry (even if some players' individual chemistry may be bad (Red/Yellow))

Can you show an example of the new chemistry system?

Below is a squad example using the new chemistry system. The below squad's plan was to make a Bundesliga team, so each player gained the league chemistry factor here. Then the second plan was to link as many players with the least number of clubs and nationalities as possible (even though this is **optional**, but using this logic will make sure you get enough links to reach  Total Chemistry).

For example, at the time that the below squad was made, Nkunku was the best CAM for the Bundesliga league, so other players were chosen from the same club or nation. Obviously, not just RB Leipzig/France, but also the clubs or nationalities of other players in the same team, that is, Bayern Munich/Germany players. Such options were chosen instead of adding another club and nation, for example, Kevin-Prince Boateng, who would have added another club and nation. **However**, if Kevin-Prince Boateng was better than Nkunku you have the option to swap them since the squad would still remain in  Total Chemistry, and the same can be applied to swapping Gvardiol with Ginter, despite Gvardiol would add another nation the team would still remain in  Total Chemistry.







Note: As long as your squad gets GREEN  Total Chemistry then your team will get full stats! The below is only an **example** of what you can make. It's up to you to experiment! Some FUT 21 squads, despite being split into x3 sections, can still fall into the GREEN  Total Chemistry, so you have more options with the new chemistry system.



Chemistry Links - Standard Cards

Chemistry Links - Standard Cards - Part 1

SOCCER GURU

 GORETZKA	<div><div>✓</div><div>NAT</div></div>	<div><div>✓</div><div>LEA</div></div>	<div><div>✓</div><div>CLU</div></div>	 KIMMICH	<p>SAME NATION, LEAGUE & CLUB</p> <p>PERFECT LINK</p>
 GORETZKA	<div><div>✓</div><div>NAT</div></div>	<div><div>✓</div><div>LEA</div></div>	<div><div>✗</div><div>CLU</div></div>	 REUS	<p>DIFFERENT CLUB, SAME LEAGUE & NATION</p> <p>GOOD LINK</p>
 GORETZKA	<div><div>✗</div><div>NAT</div></div>	<div><div>✓</div><div>LEA</div></div>	<div><div>✓</div><div>CLU</div></div>	 SABITZER	<p>DIFFERENT NATION, SAME CLUB & LEAGUE</p> <p>GOOD LINK</p>

rdproberts#6557

uXerty#0805

SOCCER GURU



NAT	LEA	CLU



DIFFERENT LEAGUE
CLUB,
SAME NATION
POOR LINK



NAT	LEA	CLU



DIFFERENT NATION
& CLUB,
SAME LEAGUE
POOR LINK



NAT	LEA	CLU



DIFFERENT NATION,
LEAGUE
& CLUB
NO LINK

Chemistry Links - Icon Cards

Icons work the same as other standard card players; they share chemistry with other icons (club chemistry) and players of the same nationality (nation chemistry).

Chemistry Links - Icon Cards



Chemistry Links - Hero Cards

Do not treat heroes as a club the same as icons. They're only a club within the same league. For example, Gomez, Kohler, and Ricken's club can be considered as Bundesliga FC, whereas Milito and Di Natale are Serie A FC, etc., so they're only a club if they are within the same league.

Chemistry Links - Hero Cards - Part 1

SOCCER GURU

Heroes

+

	✓	✓	✓		SAME NATION, LEAGUE & CLUB PERFECT LINK
NAT		LEA		CLU	
	✓	✓	✗		DIFFERENT CLUB, SAME LEAGUE & NATION GOOD LINK
NAT		LEA		CLU	
	✗	✓	✓		DIFFERENT NATION, SAME CLUB & LEAGUE GOOD LINK
NAT		LEA		CLU	

rdproberts#6557

uXerty#0805

HEROES

HEROES

HEROES

HEROES

How can I check my chemistry

There isn't a way to check your chemistry, in the sense that you can't see a numerical value of how much chemistry you have. For the time being you have to experiment over time by trial and error. However, with the help of the Red/ Yellow/ Green glow behind the card it should be easier to visualise your chemistry.

Does a GK make a difference?

Yes, it does! You can confirm this by putting a bronze goalkeeper and battle an opponent you usually win against. It doesn't mean that you will concede more goals, but it means that your squad will perform worst.

How does the Goalkeeper stats work?

The same logic that is applied to the outfield players is applied. Hence, the GK stats are considered the same as non-GK stats, that is;

- DIV is PAC
- HAN is SHO
- KIC is PAS
- REF is DRI
- SPE is DEF
- POS is PHY

Arena

Does my rank increase if a user plays against me in the arena and they lose?

Your rank won't be increased. If the opponent wins against your team, he will take your rank and you will move down to his rank. On the other hand, if the opponent losses, both of you will remain in the same position.

How can I check another user Starting XI?

Currently, you cannot check other users Starting XI. However, you can friendly that opponent and see their squad at the initial start of the friendly.

Friendlies

How can I friendly a user without ping?

For this, you need to use their [Discord ID](#). To get the user Discord ID you need to enable Developer Mode on Discord, [Settings](#) -> [Appearance](#) -> [Enable Developer Mode](#).

Then right-click on the user you want to friendly and copy his ID, then just paste that ID after [sg!friendly <User ID>](#).

Positions

Can I buy a position modifier?

No, not for the time being. Future plans include the possibility of such feature though.

What are the interchangeable positions?

As opposed to Season 0 and 1 there will **not** be any interchangeable positions.

That said, if you choose a formation and it requires a CAM, you should get a CAM to get full positional chemistry. It is no longer possible to buy a CM and play him in a CAM/CDM position. This also applies to other positions, such as, RF/ LF, CF, RWB, LWB, etc. All positions separately.

Note: The total chemistry has some flexibility, so those players will still be potentially viable even being in the wrong position if you make up for it elsewhere.

Formations

How can I choose/input a specific formation to play?

Type **sglformations** and you're given a list of 30 total supported formations.

This means that previously unsupported formations (x4/ x5 CM's) will now be available to use.

In addition, invalid formations won't be available anymore, so you won't be able to use x1, x2 Defender formations etc.

Which 2 striker formations are supported by the bot?

- 3-4-1-2
- 3-1-4-2
- 3-5-2
- 4-1-2-1-2
- 4-1-2-1-2 (2)
- 4-2-2-2
- 4-2-4
- 4-3-1-2
- 4-1-3-2
- 4-4-2
- 4-4-2 (2)
- 5-2-1-2
- 5-3-2

Which 1 striker formations are supported by the bot?

- 4-4-1-1 (2)
- 4-5-1
- 4-5-1 (2)
- 5-4-1

Premium



How do I become a Donator

You can support the developer by subscribing to a monthly donation via the following [Patreon Link](#).

The below tiers are available if you're considering subscribing:

Features	Tier 1	Tier 2	Tier 3
Donator Role in the Discord Server	✓	✓	✓
Access to Donator-Giveaways in the server	✓	✓	✓
Auto Vote	✓	✓	✓
Live Tracker (Track up to 20 leagues)	✓	✓	✓
Create up to 5 teams (instead of 3)	✓	✓	✓
Free club name changes	✓	✓	✓
2x exp gain	✓	✓	✓
3x exp gain	✗	✓	✓
Events Ticker (Beta) for 1 server	✗	✓	✓
Increased limits on Live Tracker & Events (50 instead of 20)	✗	✗	✓

Note:

- More features are planned for the future!
- Patreon charges on the first of the month. So make sure to plan out when to subscribe to avoid getting charged in the same week.
- Remember to link your Patreon to your Discord to get your role, see [this article](#) for help.

How can I add the live scores tracker in my server?

This is a premium feature. If you want to add it in your server you need to subscribe to [Patreon](#). If you do end up subscribing, you will be granted the Donator role which gives you access to the below:

- Donator Role in the Discord Support server
- A custom Live Score Tracker for your server (track up to 20 leagues)
- Auto-Vote - get vote rewards without voting on [top.gg](#)
- Access to [#donator-giveaways](#) in the support server. A giveaway channel where only donators can enter.
- Create up to 5 teams sheets (instead of 3)
- Free club name changes
- Twice EXP gain
- Removal of vote-lock for [sg!predict](#) command
- Access to other Premium commands: teamstats, coach, odds, etc.

Betting



Can I use my credits to make bets on real life fixtures?

No, this is currently not possible, the betting commands are there for information purposes as it is against Discord TOS. However, future updates may include making bets using your credits.

Sports



Why are the squad and lineups command disabled?

These commands are temporarily disabled until we are working on improving these commands!

Note: The Soccer Guru team will make sure to keep this FAQ's page updated as possible. Any grammar, outdated data, or issues that need to be corrected on this document can be reported to [uXerty#0805](#) or [jk7rulez#0822](#) via DM's or by reporting it in the respective channel in the [Support Server](#).

Soccer Guru Developer - [rdproberts#6557](#)

Commands Usage

Key

<> : Required Argument

[] : Optional Argument

General

Cooldowns

Shows the status of all your cooldowns.

Example: `sg!cooldowns`

Info

Shows basic information about the bot.

Example: `sg!info`

FAQ's

Shows frequently asked questions about the bot.

Example: `sg!faqs`

Premium

Shows information about premium options for the bot.

Example: `sg!premium`

Toggle Vote Reminder

Shows the option to remind you when your vote is ready.

Example: `sg!toggleVoteReminder`

Vote

Shows your vote status and streak.

Example: `sg!vote`

Help

Shows the help menu for all commands.

Example: `sg!help`

Invite

Shows the Bot and Support Server invite links.

Example: `sg!invite`

Guild

Prefix

Changes the prefix of the bot in your server.

Usage: `sg!prefix <New Prefix>`

Example: `sg!prefix ?`

Language

Changes the language of the bot in your server.

Example: `sg!language`

Toggle Category

Toggles a bot category of commands on or off.

Usage: `sg!toggleCategory <Category>`

Example: `sg!toggleCategory betting`

Toggle Command

Toggles a bot command on or off.

Usage: `sg!toggleCommand <Command>`

Example: `sg!toggleCommand claim`

Toggle Level Up Messages

Toggles the rank level up messages on or off.

Example: `sg!togglelevelupmessages`

PvP

Friendly

Simulate matches with your teams against your friends.

Usage: `sg!friendly <Member/ User ID>`

Example: `sg!friendly @user` or `sg!friendly 123456789123456789`

Arena

Battle against other Soccer Guru players and climb to the top of the arena.

Example: `sg!arena`

Cards

Buy

Buy players to join your club.

Usage: `sg!buy <Player name>`

Example: `sg!buy Lewandowski`

Multisell

Sell multiple players at once.

Usage: `sg!multisell <Starting ID> <Ending ID>`

Example: `sg!multisell 5 10`

Club

List players from your clubs past and present.

Usage: `sg!club [2020/20|2021/21|alltime|2022:default]`

Example: `sg!club` or `sg!club 2020` or `sg!club 2021` or `sg!club alltime`

Claim

Claim a new player every hour.

Example: `sg!claim`

Swap

Move players around in your team.

Usage: `sg!swap <Starting ID> <Ending ID>`

Example: `sg!swap 2 3`

Pack

Buy and open packs to gain players.

Example: `sg!pack`

Leaderboard

Show arena, votes & credits leaderboard.

Usage: `sg!leaderboard [votes|credits|arena:default]`

Example: `sg!leaderboard` or `sg!leaderboard votes` or `sg!leaderboard credits`

Club Name

Set a name to your club.

Usage: `sg!clubname <New Club Name>`

Example: `sg!clubname Ultimate XI`

Starters

Show your chosen starting 11 players.

Usage: `sg!starters` or `sg!starters add <Player Name>` or `sg!starters remove <Player Name>`

Example: `sg!starters` or `sg!starters add Lewandowski` or `sg!starters remove Lewandowski`

Show

Show a player from your club.

Usage: `sg!show <Player Name>`

Example: `sg!show Lewandowski`

Formation

Choose a desired formation for your active team.

Example: `sg!formation`

Sell

Sell players from your club.

Usage: `sg!sell <Player name>`

Example: `sg!sell Fred`

Team Name

Change the name of your active team.

Usage: `sg!teamname <New Team Name>`

Example: `sg!teamname Dream Team`

Economy

Rank

Show your current experience rank.

Example: `sg!rank`

Ranks

Shows a list of ranks users can obtain.

Example: `sg!ranks`

Daily

Claim a daily credit reward.

Example: `sg!daily`

Flip

Flips a coin. Gamble your credits away.

Usage: `sg!flip [choice:Heads/Tails] [amount:0-3000]`

Example: `sg!flip Heads 1000`

Gamble

Risk your credits for the chance at a bigger reward.

Example: `sg!gamble`

Money

Show your credits balance.

Example: `sg!balance`

Premium

Auto Vote

Toggle your auto-vote status.

Example: `sg!autovote`

Promote

Promote your server for premium perks.

Example: `sg!promote`

Tracker

Setup and customize your server Live Score tracker.

Example: `sg!tracker`

Ticker

Setup & customise your match events tracker.

Example: `sg!ticker`

Demote

Removes premium benefits from your promoted server.

Example: `sg!demote`

Betting

Predict

Removes premium benefits from your promoted server.

Usage: `sg!predict <Team Name 1>/ <Team Name 2>`

Example: `sg!predict Bayern Munich/ Chelsea`

Sports

Country

Shows active leagues for the chosen country.

Usage: `sg!country <Country Name>`

Example: `sg!country Germany`

Fixtures

Shows upcoming fixtures for a given team.

Usage: `sg!fixtures <Team Name>`

Example: `sg!fixtures Bayern Munich`

Quote

Shows a random funny football quote.

Example: `sg!quote`

Squad

Shows the ull squad details for a given team/ year.

Usage: `sg!squad <Team Name>/ [Year]`

Example: `sg!squad Bayern Munich` or `sg!squad Bayern Munich/ 2013`

Lineups

Shows starting lineups for an upcoming fixture.

Usage: `sg!lineups <Team Name 1>/ <Team Name 2>`

Example: `sg!lineups Bayern Munich/ Chelsea`

Table

Shows the league tables for a given country.

Usage: `sg!table <Country>`

Example: `sg!table Germany`

Head To Head

Shows head to head match results between two teams.

Usage: `sg!h2h <Team Name 1>/ <Team Name 2>`

Example: `sg!h2h Bayern Munich/ Chelsea`

Team

Shows information for a given football club.

Usage: `sg!team <Team Name>`

Example: `sg!team Bayern Munich`

Top Scorers

Shows the league top goal scorers for a given country.

Usage: `sg!topscorers <Country>`

Example: `sg!topscorers Germany`

Note: The Soccer Guru team will make sure to keep this FAQ's page updated as possible. Any grammar, outdated data, or issues that need to be corrected on this document can be reported to [uXerty#0805](#) or [jk7rulez#0822](#) via DM's or by reporting it in the respective channel in the [Support Server](#).

Soccer Guru Developer - [rdproberts#6557](#)